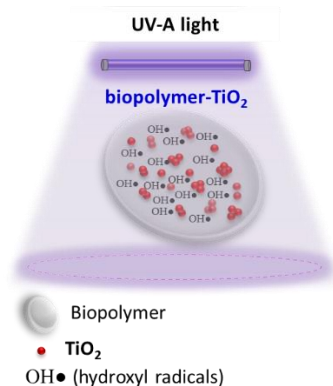


Self-cleaning and ethylene-scavenging properties of gelatin-TiO₂ and hydroxypropyl methylcellulose-TiO₂ photocatalytic biocomposites

POSTER
Professor
Journal:

J. Fonseca¹, G. Valencia¹, R. Moreira², M. Dotto³, A. Monteiro¹.

(1) Laboratory of Physical Properties of Foods, Chemical and Food Engineering Department, Federal University of Santa Catarina, UFSC, Brazil, jessica.matos.fonseca@ufsc.br. (2) Laboratory of Energy and Environment, Chemical and Food Engineering Department, UFSC, Brazil. (3) Laboratory of Organic Optoelectronics and Anisotropic Systems, Physical Department, UFSC, Brazil.



Photocatalytic composites based on biopolymers and titanium dioxide (TiO₂) exhibit potential applications as active food packages. Thus, the self-cleaning and ethylene-scavenging properties of gelatin-TiO₂ and hydroxypropyl methylcellulose (HPMC)-TiO₂ films were investigated to evaluate the influence of the biopolymer hydrophilicity on TiO₂ performance. Both films containing 1wt% TiO₂, HPMC-1%TiO₂ and Gel-1%TiO₂, presented self-cleaning properties, removing 12% and 18% of the oleic acid layer deposited on their surface at 25°C and RH = 58%, respectively. They also scavenged almost 40% of the ethylene loaded [5ppmv] into a batch reactor at 30°C and RH = 85%. However, Gel-1%TiO₂ exhibited a faster ethylene degradation due to the better TiO₂ dispersion into the gelatin than HPMC.

Introduction

Photocatalytic composites based on biopolymers and titanium dioxide (TiO₂) have been extensively investigated for active food packaging applications as antimicrobial and ethylene scavenger materials due to the generation of reactive oxygen species generation (ROS) that trigger the photodegradation reactions [1].

Ethylene is an important volatile organic compound (VOC) that accelerates the ripening of climacteric fruits. Because of this, its removal at the beginning of the fruit ripening is essential to retard its autocatalytic production and extend the shelf-life of fruits [2].

Thus, this research aimed to study the influence of hydrophilicity of biopolymer matrices in self-cleaning and ethylene-scavenging properties of TiO₂ immobilized into hydroxypropyl methylcellulose (HPMC) and gelatin-based films.

Material and Methods

Commercial HPMC (Methocel E19®, Dow Chemical Company, USA) and bovine gelatin type B (Gel), bloom 250 (Gelnex®, Brazil) were used as hydrophilic and hydrophobic biopolymer matrices, respectively. Glycerol (99%, Neon, Brazil), titanium dioxide (TiO₂, anatase, particle size 10 nm) were used as the plasticizer and the photocatalyst, respectively, whereas distilled water and acetic acid (99%, Navelab, Brazil) were used as solvents.

The composite films (HPMC-TiO₂ and Gel-TiO₂) containing 0, 0.5, 1.0, and 2.0 wt% TiO₂ and 25 wt%

of glycerol in relation to biopolymers (4 wt% in dispersion) were fabricated by casting, and characterized as to their relative opacity at $\lambda = 400 - 650$ nm, activation and activity of the photocatalyst using water, oleic acid (OA) [20 μ g.cm⁻².min] and ethylene [5ppmv] as model substrates under UV-A light [$\lambda_{\text{peak}} = 365$ nm], with irradiances (I) of 2.96 mW cm⁻² at 25°C and RH = 58% for the water and OA and 9.80 mW cm⁻² at 30°C and RH and 85% for the ethylene. The OA degradation was evaluated by gravimetry and contact angle (θ), whereas the ethylene degradation was assessed by gas chromatography.

Results and Discussion

A higher increase in the relative opacity as the TiO₂ content for the HPMC-TiO₂ films is observed in **Figure 1** and **Table 1**, attributed to the lower TiO₂ dispersity in the hydrophilic matrix. This result confirms the hydrophobic character of the photocatalyst in the dark. In both matrices, 2wt% TiO₂ was the photocatalyst concentration with the highest relative opacity values associated with the matrix saturation and TiO₂ agglomeration, causing the light scattering and increase in the whiteness index.

The HPMC- and Gelatin-based films containing 1wt% TiO₂ exhibited photocatalyst activation when exposed to the UV-A light [$I = 2.96$ mW.cm⁻²] at 25°C, significantly decreasing the contact angle due to the rising of film hydrophilicity (result not shown). Thus, HPMC-1%TiO₂ and Gel-1%TiO₂ were used as

photocatalyst biocomposites to degrade OA (Figure 2) and ethylene (Figure 3).

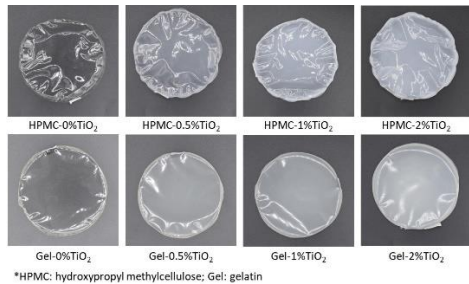


Figure 1. Image of HPMC-TiO₂ and Gel-TiO₂ films.

All films exhibited weight loss, indicating that biopolymer matrices have also been photodegraded, especially the HPMC matrix, because of its simpler structure than the gelatin protein structure. However, Gel-1%TiO₂ films presented a more accentuated degradation, characterized by an apparent reaction rate constant [$0.186 \pm 0.021 \text{ min}^{-1}$] higher than HPMC-1%TiO₂ films [$0.034 \pm 0.003 \text{ min}^{-1}$], when Langmuir-Hinshelwood model was fitted to the kinetic data. Both films also catalyzed the ethylene photodegradation, removing almost 40% of the ethylene loaded into the batch reactor. The most accelerated ethylene degradation by the Gel-1%TiO₂ films corroborates the better dispersion of the TiO₂ in the gelatin matrix, enhancing its efficiency. However, the plateau exhibited in both Kinect curves indicates possible carbonaceous fouling on the photocatalyst due to the biopolymer

degradation.

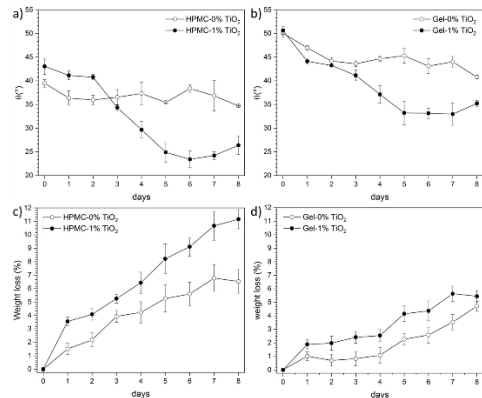


Figure 2. Contact angle evolution (a,b) and weight loss (c,d) of HPMC-TiO₂ and Gel-TiO₂ films for the oleic acid photodegradation.

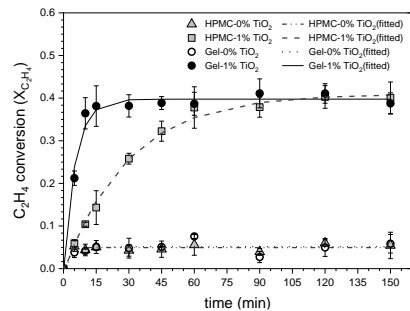


Figure 3. Photodegradation of ethylene by HPMC-TiO₂ and Gel-TiO₂ films.

Table 1. Whiteness index (WI) and relative opacity (RO) of HPMC-TiO₂ and Gel-TiO₂ films.

TiO ₂ (wt%)	HPMC-TiO ₂		gelatin-TiO ₂	
	WI (%)	RO (AU.nm)	WI (%)	RO (AU.nm)
0	42.44 ± 2.28 ^a	0 ^d	50.25 ± 0.91 ^c	0 ^d
0.5	63.96 ± 2.65 ^b	61.36 ± 1.34 ^c	62.93 ± 3.05 ^b	45.88 ± 2.23 ^c
1	67.37 ± 2.25 ^b	83.82 ± 1.86 ^b	66.78 ± 2.85 ^{ab}	81.44 ± 1.43 ^b
2	70.10 ± 1.45 ^b	240.26 ± 2.06 ^a	73.75 ± 0.46 ^a	164.44 ± 2.82 ^a

Means within the same column and for the same group having different superscripts are significantly different at the level of $\alpha = 0.05$ ($p \leq 0.05$).

Conclusions

Both Gel-1%TiO₂ and HPMC-1%TiO₂ films exhibited photocatalytic activity to degrade liquid (oleic acid) and gas (ethylene) substrates, confirming their potential use as active food packages. The fastest ethylene degradation by the Gel-1%TiO₂ films can contribute to the most efficient ethylene removal at the beginning of the ripening stage of climacteric fruits.

Acknowledgments

The authors are grateful to the CAPES-PRINT- Brazil (project number is 88887.310727/2018-00) and CNPq-Brazil for the scholarship support and financial support process 454841/2014-0.

References

- [1] J. M. Fonseca et al., *Food Research International*, 144 (2021) 110378.
- [2] K. K. Gaikwad, S. Singh Z.Y. S. Negi, *Environmental Chemistry Letters*, 18 (2020) 269.